

ALLTION[®]

AM-P8000 SERIES SURGICAL MICROSCOPE

(3-Step & 5-Step Magnification & Stereo LED Illumination Compact Microscope
for Dental & ENT especially)



Superb Optics
Innovation LED Stereo Illumination
Compact Design
Most selections for models
All tensions adjustable

MODEL: AM-P8504

AM-P8504 with 0-180° inclinable binocular is an ideal surgical microscope for endodontic treatment in daily clinics and dental office as well as for multi-surgeries.



MODEL: AM-P8303

AM-P8303 with 0-60° inclinable binocular is a most cost-effective surgical microscope for dental clinics as well as for multi-surgeries.



MODEL: AM-P8501

AM-P8501 with straight binocular is an ideal surgical microscope for ENT (Ear & Nose & Throat) surgery.



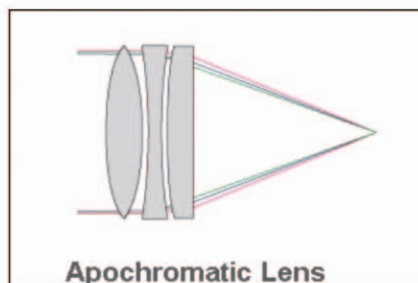
SUPERB OPTICAL FEATURES

German Optical
Glass Inside

The lenses inside the microscope are made by Schott[®] Optical Glass imported from Germany. All lenses are multi-coated and anti-reflective, combining with infinity corrected optical system & brilliant apochromatic optics, which offer superb optical performance, including:

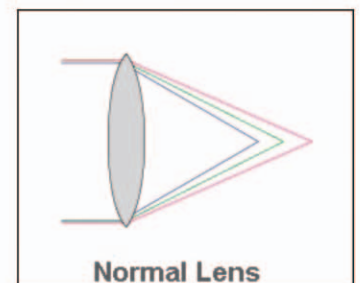
1. High resolution
2. Real 3-Dimensional Precise Image Reproduction
3. Large depth of field
4. Wide Field of View
5. Good Contrast

Apochromatic optics design could correct the chromatic aberration of three types of colored light effectively. It ensures the reduction and saturation of image color and improves the resolution, contrast and view depth of image.



Apochromatic Lens

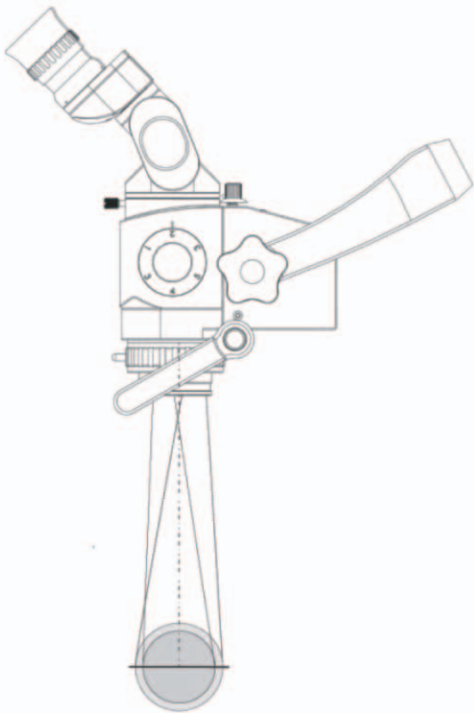
Color Aberrations from Visible Lights Are Corrected



Normal Lens

Visible Light Refraction Forms Color Aberrations

INNOVATION STEREO ILLUMINATION BY DUAL LED LAMPS



Innovation Stereo Illumination System by Dual LED Lamps from different angles makes it possible to observe deep into the end of the root canal. Bright and rather yellowish LED light renders clearer and more vivid observation of 3-dimensional view of the objects. Bright and rather soft illumination quality would give better impression even to the assistants.

LED illuminator not only avoids the trouble of changing bulbs, but also saves your cost for the spare bulbs & electric charge.

MODULAR CONCEPT OFFERS MOST SELECTIONS

Modular Design offers you most selections for models and accessories. 3-step and 5-step Magnifications, 45° Fixed Binocular, 0-60° Inclinable Binocular, 0-180° Inclinable Binocular & Straight Binocular can be selected. You have most selections for matching your budget. Other ergonomic, function extension and documentation accessories can be upgraded at any time if you start off with standard model.

MODEL NO.	Magnification	Binocular Head	Mounting System	Suitable for
AM-P8301	3 steps	Straight	Floor	ENT
AM-P8302	3 steps	45° inclined	Floor	Dental, Surgical
AM-P8303	3 steps	0-60° inclinable	Floor	Dental, Surgical
AM-P8304	3 steps	0-180° inclinable	Floor	Dental, Surgical
AM-P8501	5 steps	Straight	Floor	ENT
AM-P8502	5 steps	45° inclinable	Floor	Dental, Surgical
AM-P8503	5 steps	0-60° inclinable	Floor	Dental, Surgical
AM-P8504	5 steps	0-180° inclinable	Floor	Dental, Surgical

Magnification List of AM-P8300
(3-Step Magnification Models)

Objective		F=250mm			
Illumination Area (Diameter)		φ 65			
10X Eyepiece	Magnification	2.7x	6.7x	16.7x	
	Field Dia. (mm)	φ 65	φ 25	φ 10	
12.5X Eyepiece	Magnification	3.2x	8x	20x	
	Field Dia. (mm)	φ 65	φ 25	φ 10	
16X Eyepiece	Magnification	4x	10x	25x	
	Field Dia. (mm)	φ 65	φ 25	φ 10	
20X Eyepiece	Magnification	5.4x	13.4x	33.4x	
	Field Dia. (Mm)	φ 49	φ 19	φ 7.5	

Objective lenses 175mm, 200mm, 300mm, 350mm, 400mm and Their Magnifications Available Upon Request

Magnification List of AM-P8500
(5-Step Magnification Models)

Objective		F=250mm				
Illumination Area (Diameter)		φ 65				
10X Eyepiece	Magnification	2.7x	4.2x	6.7x	10.7x	16.7x
	Field Dia. (mm)	φ 65	φ 42	φ 25	φ 16	φ 10
12.5X Eyepiece	Magnification	3.2x	5x	8x	12.7x	20x
	Field Dia. (mm)	φ 65	φ 42	φ 25	φ 16	φ 10
16X Eyepiece	Magnification	4x	6.3x	10x	16x	25x
	Field Dia. (mm)	φ 65	φ 42	φ 25	φ 16	φ 10
20X Eyepiece	Magnification	5.4x	8.4x	13.4x	21.4x	33.4x
	Field Dia. (Mm)	φ 49	φ 31	φ 19	φ 12	φ 7.5

Objective lenses 175mm, 200mm, 300mm, 350mm, 400mm and Their magnification Available Upon Request

ERGONOMIC DESIGN & EXCELLENT MANEUVRABILITY FOR LONG TIME PRECISION OPERATION COMFORTABLY

All ergonomic design and excellent maneuverability assure you can work with our microscope for long time precision operation comfortably. It would avoid or reduce your problems on the back and neck.

- Continually Adjustable Eyecup in eyepiece is suitable for you with or without eyeglasses
- Diopter Adjustable & Lockable of Eyepiece: +/- 6D
- Pupillary distance Adjustable : 50mm to 75mm

0–60° and 0–180° inclinable binocular allows you to keep good, healthy posture and still observe the patient during daily practice.




0–60° inclinable binocular



0–180° inclinable binocular with Angle Rotation Device

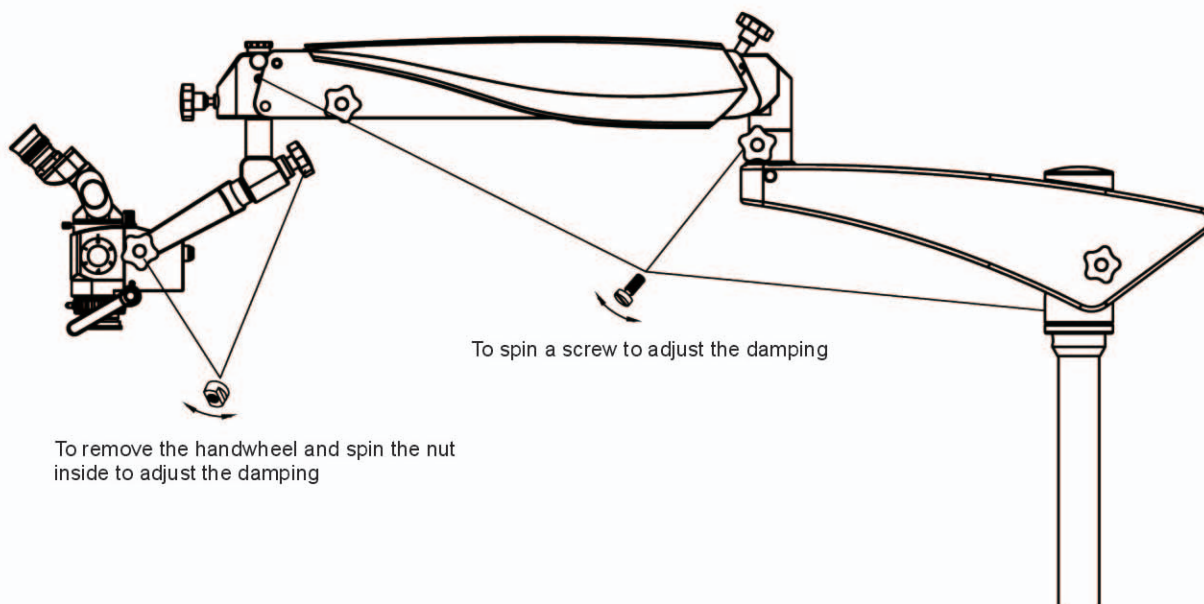
With 0-60° Inclinable Binocular, 0-180° Inclinable Binocular, Ergonomic Angle Rotation Device or Extension Angle Rotation Device and inclinable head, the operator's posture is more natural and straight. You are able to maneuver the microscope to a position that allows you to keep good, healthy posture and still observe the patient. This improved posture can eliminate the back and neck pain.



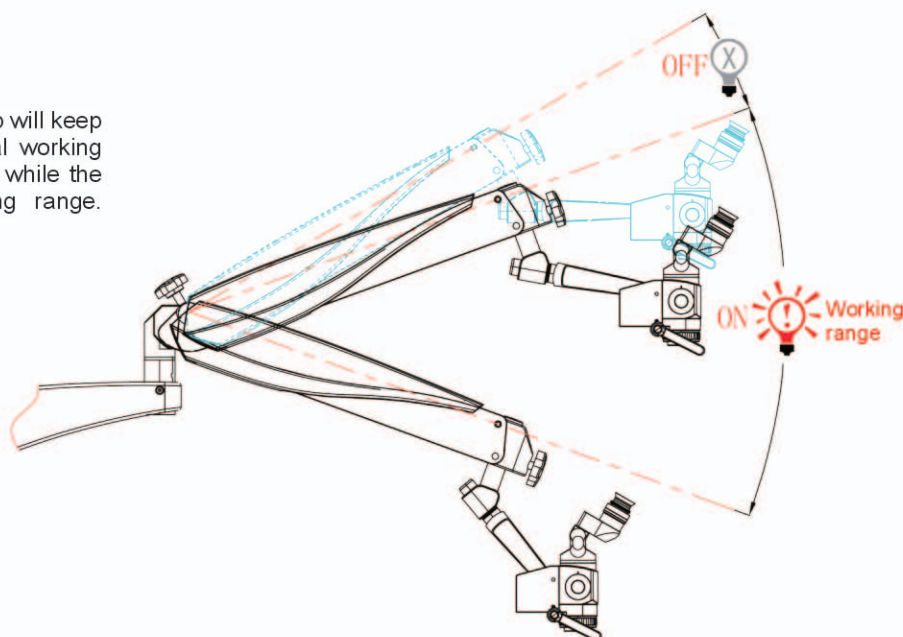
Almost all controlling functions are integrated inside the microscope body, such as brightness adjustment knob, orange filter level, stereo illumination selection level, etc. You can control all these functions easily and conveniently.



With hanging Counter—balanced pantographic arms design and all joints of microscopes damping adjusted by yourself, you can adjust the damping to what you like according to your practice. The microscope head can be easily moved to the position you wanted and can be stopped by the force you like.



A special switch is fitted into the arm. The lamp will keep "on" when the optical head moves in normal working range and the lamp will turn off automatically while the optical head moves out of normal working range.



PATENTED RUBBER HANDLE COVER

A pair of patented rubber handle covers is newly set as standard outfits for preventing slipping down and handling comfortably.



Rotatable Handles

DOCUMENTATION ACCESSORIES

All Alltion microscopes can be equipped with newly standard photos and video cameras.



COMPACT DESIGN FOR SMALLEST SPACE

Compact design with smallest size base is suitable for almost all working situation, especially in a smallest space. It saves your Clinic Space. The arms can be folded down for saving space, too.



SPECIFICATIONS

- 12.5x/18mm High Eye-point Wide-Field eyepieces with diopter locks & adjustable eyecups. Eyepiece diameter is big enough with its clear and bright lens
- The range of the Diopter of Eyepiece: +/- 6D
- 250mm objective lens
- The range of pupillary distance: 50mm to 75mm
- 3-Step Magnifications (3.2x, 8x, 20x), 5-Step Magnifications (3.2x, 5x, 8x, 12.7x, 20x) with standard 12.5x eyepiece & 250mm objective lens
- Observation field from 65mm to 10mm
- Optional magnification are available by combining eyepiece 10x, 16x or 20x & objective Lens 175mm, 200mm, 300mm, 350mm or 400mm
- Infinity corrected optical system/ coaxial illumination
- Dual LED illuminators from +/- 4° forms stereo illumination.
- Object Brightness: 45,000.00 Lx Min
- Manual focusing control with adjustable Focus Range of 11mm
- Counterbalanced pantographic arm
- Easily maneuverable optical head with tension control knobs and 2 handles
- Microscope body can be rotated 360 degrees when casters are fixed
- The small base must be better to meet small space requirement of clinics

OPTIONAL ACCESSORIES:

1. Eyepiece 10x, 16x or 20x
2. Objective Lens 175mm, 200mm, 300mm, 350mm or 400mm
3. Beam Splitter
4. Video Camera Adapter
5. DSLR Camera Adapter
6. Angle Rotation Device
7. Support System: Floor Stand, Wall Mount Bracket or Ceiling Mount Bracket

Item and specification subject to change, please contact Alltion for current production information.



ALLTION®

Alltion (Guangxi) Instrument Co., Ltd.
Alltion (Wuzhou) Co., Ltd.

Microscopes Are Our Business & Service Is Our Pride

Alltion Building, No. A6, 3rd Road, Industrial Boulevard, Wuzhou Industrial Park, Wuzhou, Guangxi, China. 543100

Tel: +86-774-2836101 (3 lines) Fax: +86-774-2836192

Email: sales@alltion.com or sales@alltion-microscope.com

Web site: www.alltion.com or www.alltion-microscope.com